

8 Haiku

for violin and voice
Yuval Adler

8 俳句

7 of the 8 texts in English from: *The Essential Haiku – versions of Bashō, Buson, & Issa*, 1994, edited by Robert Haas.

The haiku can either be performed individually, or as the groups designated by their titles, or as the cycle of 8 presented here.

Cicadas - I

haiku by Bashō

Forest at the Edge of a Village - I

haiku by Buson

Three Images of a Bell - I

haiku by Bashō

Forest at the Edge of a Village - II

haiku by Buson

Forest at the Edge of a Village - III

derivation from a haiku by Buson

Three Images of a Bell - II

haiku by Buson

Cicadas - II

haiku by Bashō

Three Images of a Bell - III

haiku by Buson

Cicadas - I

Read and play
in unison:

Violin

scordatura

Give the words space without breaking flow.

"Stillness -

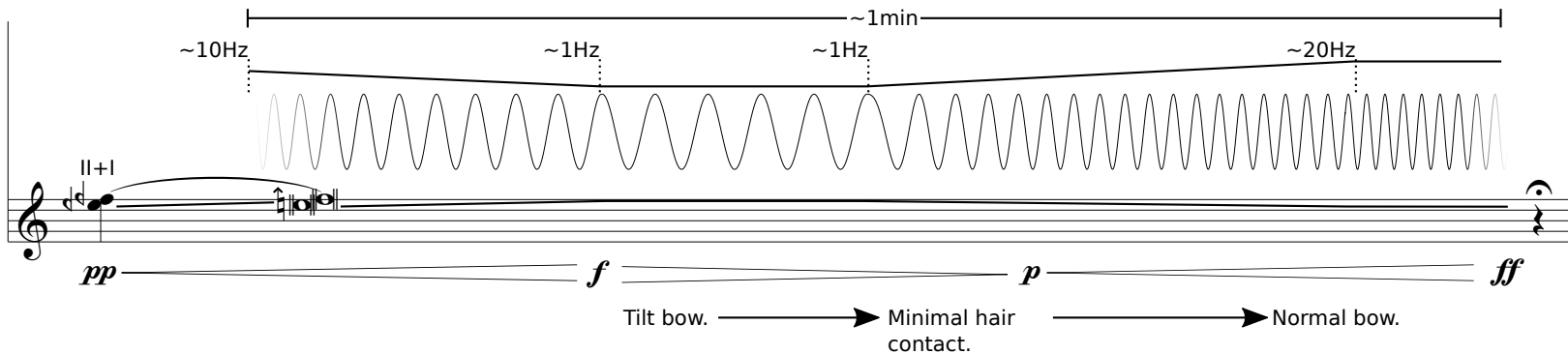
Bow on
bridge.

the cicada's cry

p

drills into the rocks"

difference
between the
two pitches
and resultant
beating

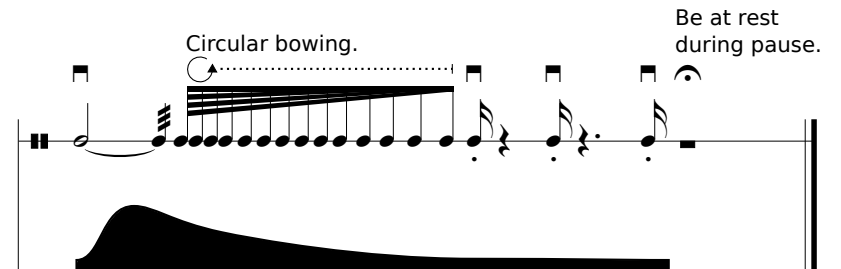
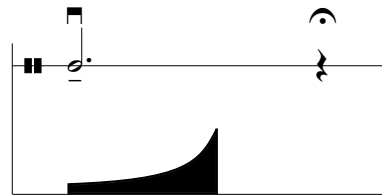
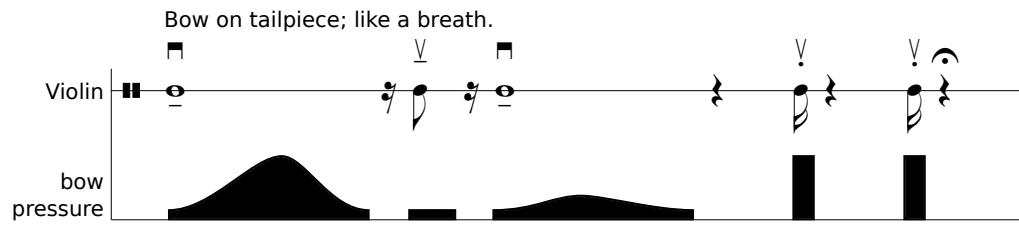


Forest at the Edge of a Village - I

Read:

"It cried three times,
the deer,
then silence."

Then play:

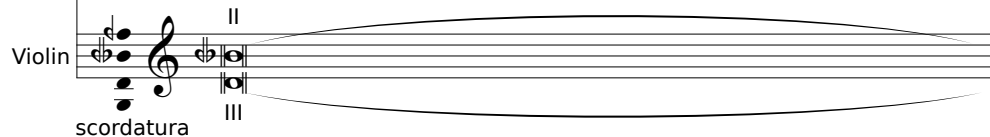


Three Images of a Bell - I

Read
and play:

"As the sound fades, the scent of flowers comes up;

Violin



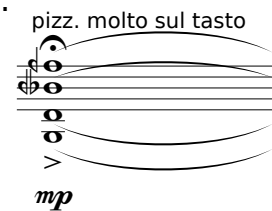
scordatura

p

Bow mid-string, and slowly shift to...

...close to the bridge.

the evening bell."



pizz. molto sul tasto

mp

Forest at the Edge of a Village - II

Read:

"Butterfly

sleeping

on the temple bell."

Prepare to play:

Not played.



Forest at the Edge of a Village - III

Read:

"The venison,

Play:

Bow on tailpiece; like a breath.

Violin

bow pressure

Remain tense during pauses.

The musical notation for 'The venison,' consists of a single staff with a treble clef and a key signature of one sharp (F#). The notes are: a half note G4, a quarter note A4, a quarter note B4, a quarter rest, a quarter note C5, a quarter note B4, a quarter note A4, a quarter note G4, a quarter rest, a quarter note G4, a quarter note F#4, a quarter note E4, a quarter note D4, a quarter note C4. The bow pressure graph below the staff shows a large, rounded hump under the first four notes, a small rectangular block under the quarter rest, a second rounded hump under the next four notes, a tall rectangular block under the quarter rest, and a third tall rectangular block under the final four notes. Above the staff, there are square flags above the first, fifth, and sixth notes, and exclamation marks above the eighth and tenth notes. A curved arrow above the eighth note indicates a circular bowing motion.

Read:

"it cried,

Play:

The musical notation for 'it cried,' consists of a single staff with a treble clef and a key signature of one sharp (F#). The notes are: a half note G4, a quarter note A4, a quarter note B4, a quarter note C5, a quarter note B4, a quarter note A4, a quarter note G4, a quarter note F#4, a quarter note E4, a quarter note D4, a quarter note C4. The bow pressure graph below the staff shows a single, large, rounded hump that rises and then falls, covering the entire duration of the notes.

Read:

"three times,

Play:

Circular bowing.

(Remain tense during pause.)

The musical notation for 'three times,' consists of a single staff with a treble clef and a key signature of one sharp (F#). The notes are: a half note G4, a quarter note A4, a quarter note B4, a quarter note C5, a quarter note B4, a quarter note A4, a quarter note G4, a quarter note F#4, a quarter note E4, a quarter note D4, a quarter note C4. The bow pressure graph below the staff shows a large, rounded hump that rises and then falls, covering the entire duration of the notes. Above the staff, there are square flags above the first, fifth, and sixth notes, and a curved arrow above the eighth note indicates a circular bowing motion. A note above the eighth note says '(Remain tense during pause.)'.

Read:

"Then silence."

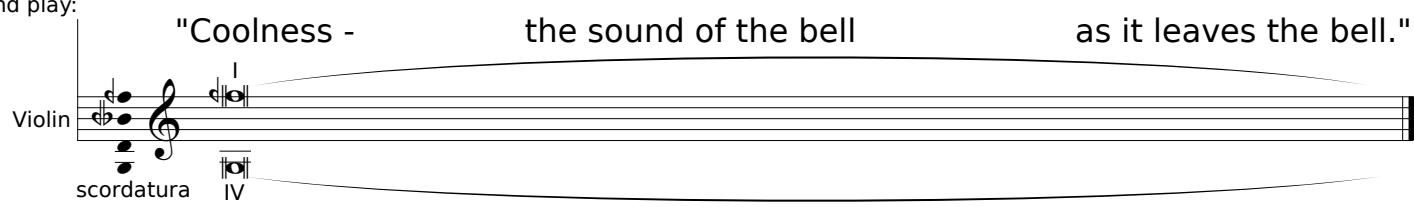
Wait:

Three Images of a Bell - II

Read
and play:

"Coolness - the sound of the bell as it leaves the bell."

Violin



scordatura IV

The image shows a musical score for violin. It begins with a treble clef, a key signature of one flat (B-flat), and a common time signature. The first part of the score is a scordatura section, indicated by the word "scordatura" and a four-fingered chord (IV) on the strings. This is followed by a long, sustained note that spans the width of the page, with the lyrics "Coolness - the sound of the bell as it leaves the bell." written above it. The note is marked with a dynamic of *mp* (mezzo-piano).

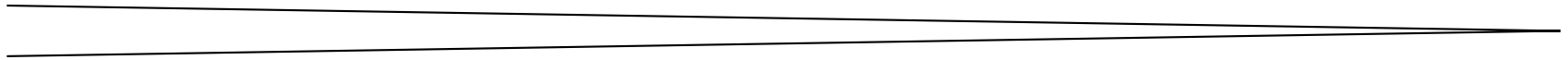
Bow close to bridge from under
the strings with loose bow hair.

Cicadas - II

Read
and play:

"A cicada shell,

it sang itself
utterly away."



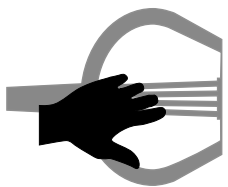
Bow on bridge.

RH

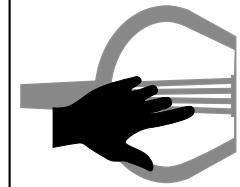
Violin

p

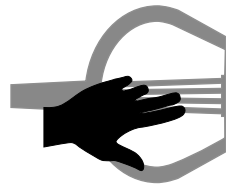
~1min



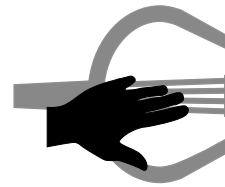
Lay closed fingers on
strings, one on each,
applying pressure.




Flick finger on string
IV, try not to let the
string ring.




Flick III...



Flick II...



Drag thumb against
violin body.



Flick I...

Three Images of a Bell - III

Read
and play:

"The sound of a bell struck off center

vanishes in a haze."

pizz. I+IV, *mf*
arco II+III, *mp*

Violin

scordatura

Start bowing mid-string, slowly move towards the bridge, and finally play on bridge.
Begin playing with over-pressure, then slowly relax, in to the lightest bowing at end.